



Primary 1 & 2 Art & Music Curriculum Information

TAO NAN SCHOOL
Established in 1904

2024

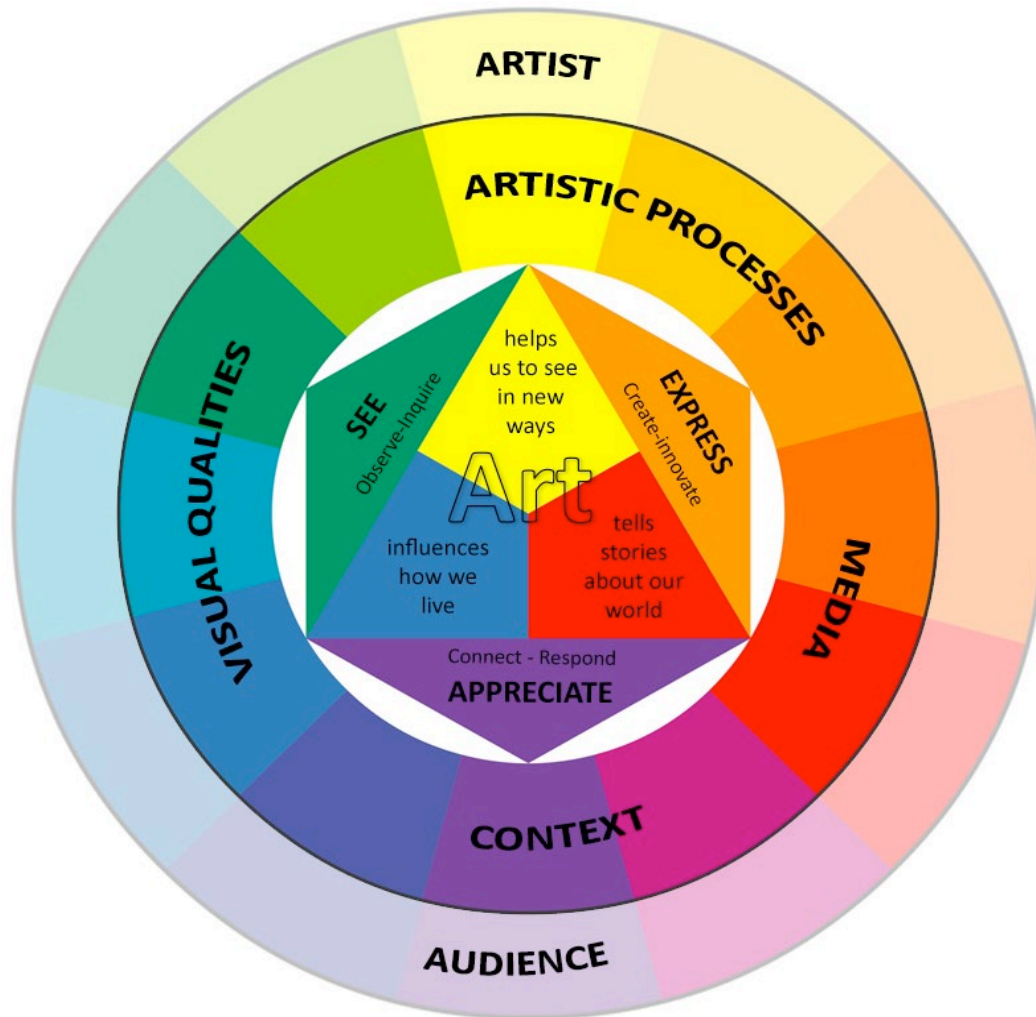
1

What Will Your Child/Ward Learn In Art?

- Key Learning Content and Experiences in Art
@ **Tao Nan** School

Note:

The school will be transiting to the 2023 Art Syllabus for P1 to P6 in 2024



4 KEY LEARNING CONTENT COMPONENTS:

1. Context
2. Artistic Processes
3. Visual Qualities
4. Media

CORE LEARNING EXPERIENCES

In this revised Primary Art Syllabus, there are **3 core learning experiences** that are designed to enable a more inclusive and authentic art learning experience for students across all primary schools in Singapore and to bring about shared memories of their art learning experiences.



Primary 1 - 6



Primary 4



Primary 1 - 6

Through the six years of art education in primary school, all students will be exposed but not limited to a range of basic art tools and materials associated with art forms to create artworks that communicate their ideas.

Art Forms	Media
Drawing	Coloured Pen, Ink, Markers, Crayon, Oil-Pastel
Painting	Watercolour, Chinese, Acrylic
Mixed Media	Collage or various media-mixed together
Sculpture	Clay
Technology	Photography
























How Will Your Child/Ward Learn Art?

- The Art classroom of today

How Will Your Child/Ward Learn Art?: The Art Classroom of Today

Students will either work individually and/or in group activities during art lessons to ...

 Create	 Empathize	 Persevere	 Communicate	 Envision
 Be Patient	 Observe	 Explore	 Adapt	 Collaborate
 Problem Solve	 Manage Time	 Critically Think	 Lead	 Be Resilient
 Motivate	 Take Risks	 Show Initiative	 Be Productive	 Show Craftsmanship
 Reflect	 Organize	 Be Inquisitive	 Listen Well	 Advocate

3

How Will You Know Your Child/Ward Has Learnt?

- Purpose and Mode of Assessment in Art

Assessment in art is important to provide feedback to the various stakeholders:

1. To **celebrate** what students can do and have achieved in art

2. To **identify** students' strengths and areas for improvements so that they know what to do to improve

3. To **support** and **improve** the teaching and **learning** of knowledge, skills and values delineated in this syllabus

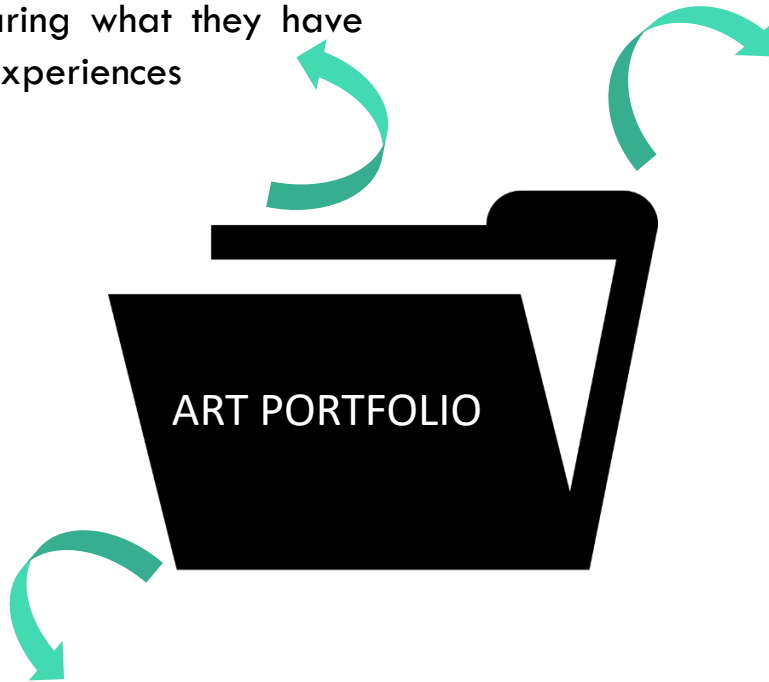
4. To promote **continuous students' growth** and learning in art

5. To **inform placement** beyond primary school

Portfolio is the main mode of assessment in all primary school.

▪ **A portfolio always includes reflection**

Students will engage in recalling, thinking and sharing what they have learnt from the experiences



▪ **A portfolio tells one student's story**

Contains both work in progress and final artworks that students select to show and tell ideas that are meaningful to them.

For example:

- Documentation of process e.g. Sketches, Photographs, Visual journals, Written ideas
- Documentation of Presentation e.g. Artist talk; Show-and-tell; Exhibition
- Reflections

▪ **A portfolio is as much a process as a product**

Students will engage in collecting items in their portfolio and use the items in the portfolio to engage in discussion with their classmates and teacher to share their ideas or improve on their art.

What we look for when assessing students' development in art for Primary 1 and 2:

Criteria	Description
Personal Response	Make art to share imagination, ideas and experiences, talk about what they see around them using art vocabulary
Use of tools and materials	Demonstrate understanding of the characteristics and ways tools and materials can be used for in art making
Use of visual qualities	Make use of elements of art and principles of design in art making
Response to cultural and historical heritage	Identify key local artworks and talk about the works in Singapore context

Learning Progress in Art for Primary 1 and 2

1

MOE Syllabus Learning Outcomes (Semester 1 and Semester 2)

Qualitative descriptors in Holistic Development Profile

3 Level of Achievements: **Developing, Competent and Accomplished**

2

School-based Learning Outcomes (Semester 1 and Semester 2)

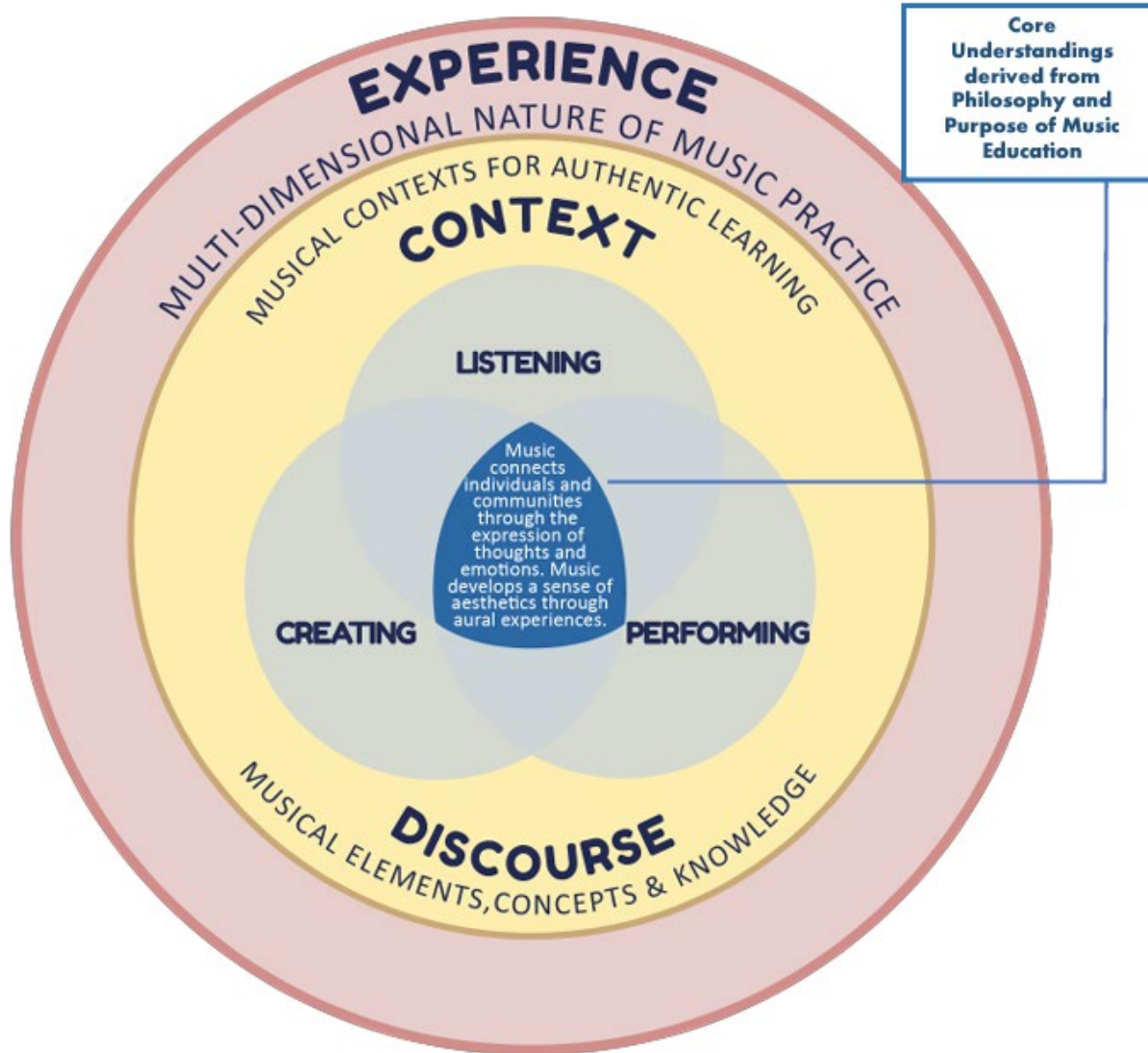
Communication Skills and Collaborative Skills

1

What Will Your Child/Ward Learn In Music?

- Key Learning Content and Experiences in Music
@ **Tao Nan** School

What Will Your Child/Ward Learn in Music?: Key Learning Content and Experiences in Music



2

How Will Your Child/Ward Learn Music?

- The Music classroom of today

How Will Your Child/Ward Learn Music?: The Music Classroom of Today

Students will either work individually and/or in group activities during music lessons to...

 Create	 Empathize	 Persevere	 Communicate	 Envision
 Be Patient	 Observe	 Explore	 Adapt	 Collaborate
 Problem Solve	 Manage Time	 Critically Think	 Lead	 Be Resilient
 Motivate	 Take Risks	 Show Initiative	 Be Productive	 Show Craftsmanship
 Reflect	 Organize	 Be Inquisitive	 Listen Well	 Advocate

3

How Will You Know Your Child/Ward Has Learnt?

- Purpose and Mode of Assessment in Music

Assessment in music is important to provide feedback to the various stakeholders:

1. To **celebrate** what students can do and have achieved in music

2. To **identify** students' strengths and areas for improvements so that they know what to do to improve

3. To **support** and **improve** the teaching and **learning** of knowledge, skills and values delineated in this syllabus

4. To promote **continuous students' growth** and learning in music

5. To **inform placement** beyond primary school

What we look for when assessing students' development in music for Primary 1:

Music Domain	Skills/ Knowledge
Performing	Sing different kinds of folksongs, children's songs and community songs
	Perform hand sign skills
	Play an instrument (Xylophone)
Creating	Compose a rhythmic ostinato of at least 2 bars to accompany a melodic piece
Listening	Imitate rhythmic and melodic patterns using body percussion and voice
Understanding	Identify meters of music: 2/4, 4/4
	Recognise, aurally, repeating melodic and rhythmic patterns
Appreciating	Recognise different kinds of folksongs and community songs

What we look for when assessing students' development in music for Primary 2:

Music Domain	Skills/ Knowledge
Performing	Sing different kinds of folksongs, children's songs and community songs
	Perform hand sign skills
	Play an instrument (Angklung)
Creating	Compose rhythmic ostinati of at least 2 bars based on the C pentatonic scale
	Compose a melodic phrase of at least 2 bars based on the C pentatonic scale
Listening	Imitate rhythmic and melodic patterns using body percussion, voice and classroom instruments
Understanding	Identify meters of music: 2/4, 3/4, 4/4
	Sing and identify pitches (diatonic major scales in solfege)
Appreciating	Recognise different kinds of folksongs and community songs

Learning Progress in Music for Primary 1 and 2

1

MOE Syllabus Learning Outcomes (Semester 1 and Semester 2)

Qualitative descriptors in Holistic Development Profile

3 Level of Achievements: **Developing, Competent and Accomplished**

2

School-based Learning Outcomes (Semester 1 and Semester 2)

Communication Skills and Collaborative Skills

Thank You!